


# STRATFORD

Laying Patterns



# STRATFORD

Pattern ST-10

Repeating Module

Small Rectangle



.99 pieces  
per Sq. Ft.

Square

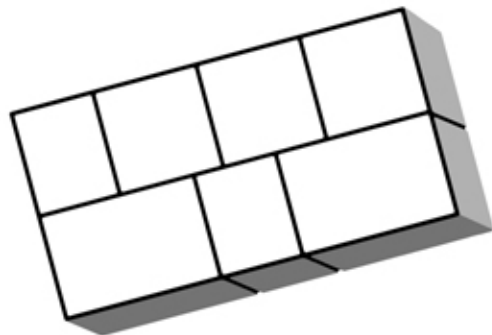



1.48 pieces  
per Sq. Ft.

Large Rectangle



.99 pieces  
per Sq. Ft.





# STRATFORD

Pattern ST-11

Repeating Module

Small Rectangle



1.14 pieces  
per Sq. Ft.

Square

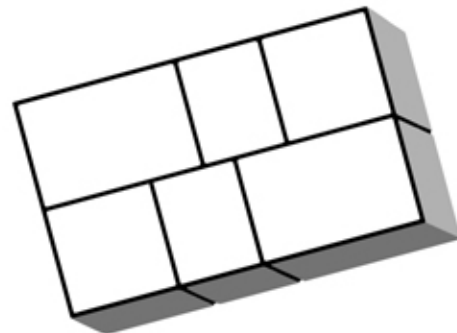



1.14 pieces  
per Sq. Ft.

Large Rectangle



1.14 pieces  
per Sq. Ft.





# STRATFORD

Pattern ST-12

Repeating Module

Small Rectangle



.87 pieces  
per Sq. Ft.

Square

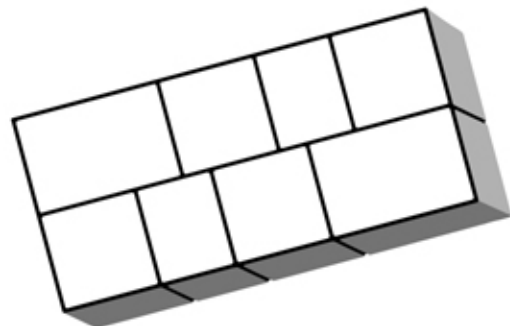



1.74 pieces  
per Sq. Ft.

Large Rectangle



.87 pieces  
per Sq. Ft.





# STRATFORD

Pattern ST-13

Repeating Module

Small Rectangle



1.13 pieces  
per Sq. Ft.

Square

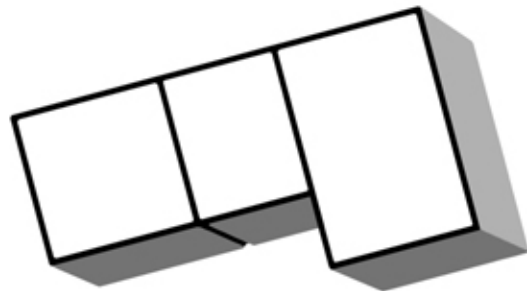



1.13 pieces  
per Sq. Ft.

Large Rectangle



1.13 pieces  
per Sq. Ft.





# STRATFORD

Pattern ST-14

Repeating Module

Small Rectangle



.88 pieces  
per Sq. Ft.

Square

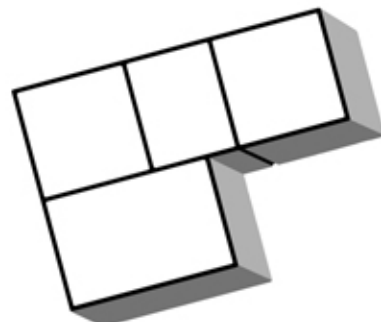



1.76 pieces  
per Sq. Ft.

Large Rectangle



.88 pieces  
per Sq. Ft.





# STRATFORD

Pattern ST-15

Repeating Module

Small Rectangle



1.54 pieces  
per Sq. Ft.

Square

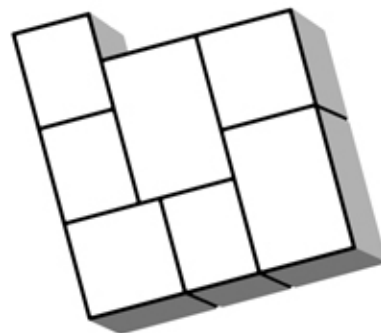


1.02 pieces  
per Sq. Ft.

Large Rectangle



1.02 pieces  
per Sq. Ft.



# STRATFORD

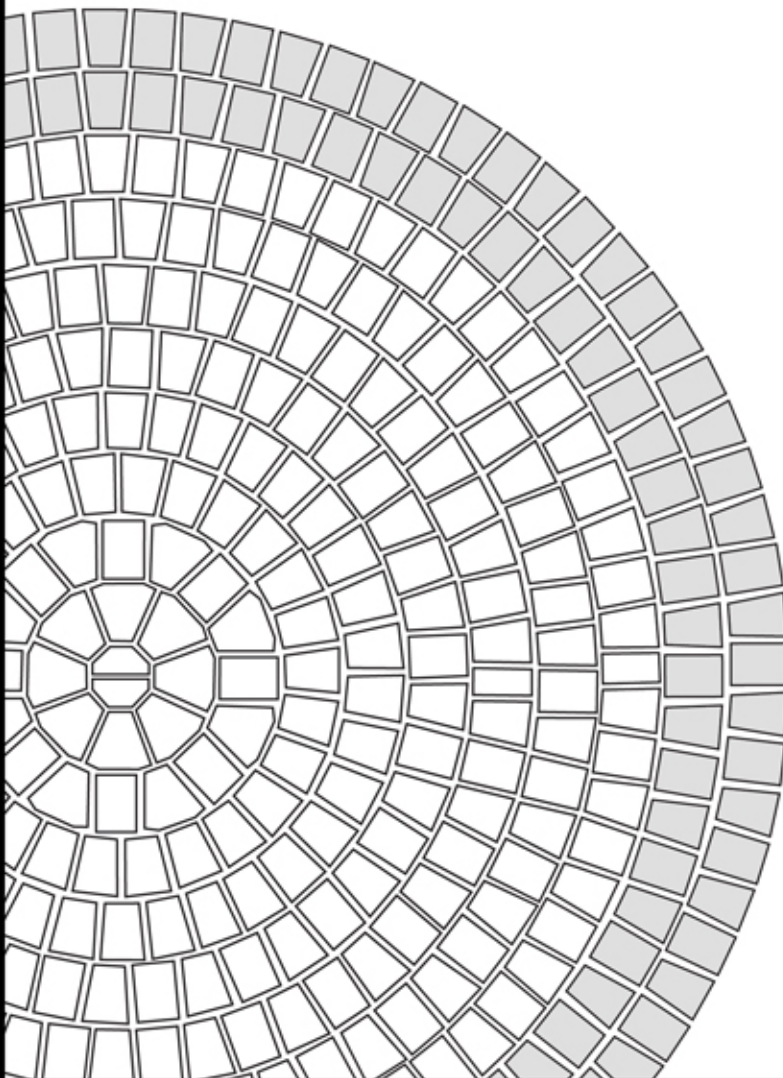
## Circle and Curve Guide

### CIRCLE

Integrating a circle into your paving project has never been easier with the introduction of the Circle Bundle. The following diagram will show you the layout and composition of each course up to 11 ft. in diameter.

- One Circle Bundle will provide the materials to create a 8 ft. circle.
- Adding a second circle bundle will allow you to add two more courses for an 11 ft. circle.
- Any additional courses can be completed by adding small rectangle bundles.
- 2 Circle Bundles and 1 Small Rectangle Bundle will complete 15 courses for a 16' 5" diameter circle.

(note: not every paver in the bundle will be needed)



Each Circle Bundle contains five different sizes of wedges and rectangles that will allow you to create circle or curved patterns in your next project. Whether it is a tight turn in a walkway, a gradual serpentine curve, or a circular patio, the Circle Bundle makes the job easy.

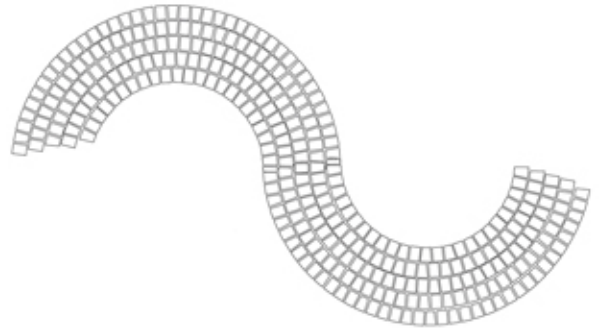
### CURVE

By thinking of each curve as part of a circle, you can determine the kind and number of pavers you'll need for your project.

If your curves have a small radius, then look at the inner part of the circle diagram to determine the types and number of pavers needed. For curves with a large radius, look to the outer courses of the circle diagram.

If the radius of the inside of the curve is over 5' 6", then the job can be constructed entirely of small rectangles - no Circle Bundle is needed. For these larger curves, simply calculate the total square footage of the curved portion and use that to determine the number of bundles needed.

(remember: any job which includes a curve requires that the courses run parallel to the perimeter.)



| CIRCLE LAYOUT GUIDE   |   |      |      |      |      |      |      |      |       |       |       |
|-----------------------|---|------|------|------|------|------|------|------|-------|-------|-------|
| Course                | C   | 1    | 2    | 3    | 4    | 5    | 6    | 7    | 8     | 9     | 10    |
| Circle Diameter (In.) | 6.3   | 19.3 | 31.8 | 44.6 | 57.4 | 70.1 | 82.9 | 95.6 | 108.4 | 120.7 | 133.5 |
| Center                |  | 2    |      |      |      |      |      |      |       |       |       |
| Inner Circle          |  | 8    | 8    |      |      |      |      |      |       |       |       |
| Outer Circle          |  |      |      | 26   | 34   | 21   | 26   | 30   | 34    | 38    | 42    |
| Small Filler          |  |      |      |      |      |      | 2    |      | 1     |       |       |
| Small Rectangle       |  |      | 8    |      |      | 21   | 24   | 30   | 33    | 38    | 42    |