



HERITAGE


PALLET OVERVIEW



270 units / pallet
 111 sq. ft. / pallet
 3,004 lbs. / pallet
 5 sections / pallet
 22.2 sq. ft. / section
 SOLDIER: 140 In. ft. / pallet
 SOLDIER: 28 In. ft. / section
 SAILOR: 211 In. ft. / pallet
 SAILOR: 42 In. ft. / section



378 units / pallet
 104 sq. ft. / pallet
 2,840 lbs. / pallet
 7 sections / pallet
 14.8 sq. ft. / section
 197 In. ft. / pallet
 28 In. ft. / section



504 units / pallet
 104 sq. ft. / pallet
 2,840 lbs. / pallet
 7 sections / pallet
 14.8 sq. ft. / section
 SOLDIER: 191.5 In. ft. / pallet
 SOLDIER: 27 In. ft. / section
 SAILOR: 262.5 In. ft. / pallet
 SAILOR: 37.5 In. ft. / section

SPECIFICATIONS



6 1/4" x 9 3/8" x 2 3/8"
 2.4 units / sq. ft.
 54 units / section
 10.5 lbs. / unit

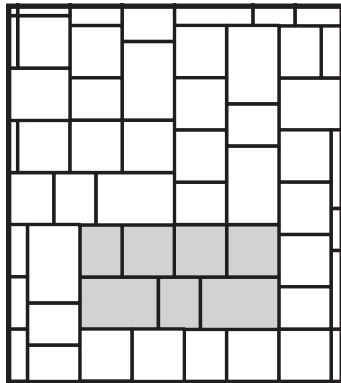


6 1/4" x 6 1/4" x 2 3/8"
 3.6 units / sq. ft.
 54 units / section
 7.5 lbs. / unit

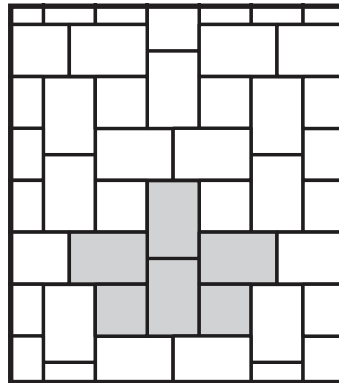


4 9/16" x 6 1/4" x 2 3/8"
 4.8 units / sq. ft.
 72 units / section
 5.5 lbs. / unit

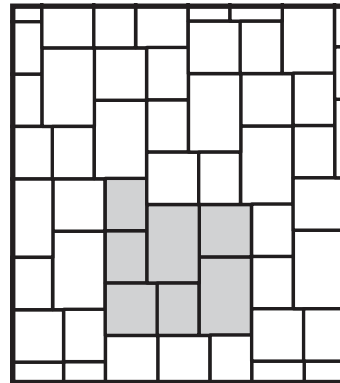
LAYING PATTERNS



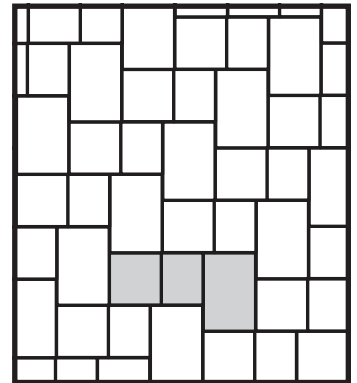
PATTERN MODULE = 2 Sq. Ft.
 6x9: 40% 6x6: 40% 4x6: 20%
 *Percent of total area



PATTERN MODULE = 2.2 Sq. Ft.
 6x9: 75% 6x6: 25%
 *Percent of total area



PATTERN MODULE = 1.95 Sq. Ft.
 6x9: 42% 6x6: 28% 4x6: 30%
 *Percent of total area



PATTERN MODULE = .88 Sq. Ft.
 6x9: 46% 6x6: 31% 4x6: 23%
 *Percent of total area

NOTES



PLATE
 COMPACTION



DRYCAST
 WARRANTY



PATIOS



WALKWAYS
 & STAIRWAYS



POOLSIDES



DRIVEWAYS



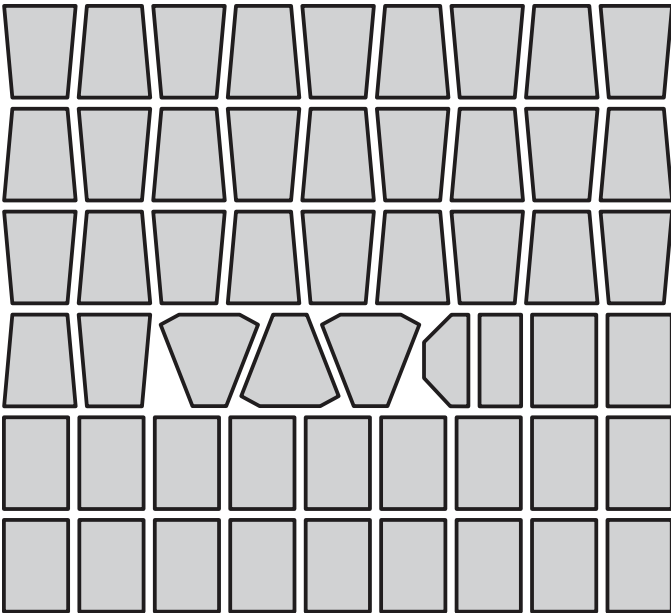
OUTDOOR
 LIVING

APPLICATIONS

COLOR SWATCHES AVAILABLE AT LAMPUS.COM • ALL WEIGHTS ARE APPROXIMATE.

HERITAGE CIRCLE

PALLET OVERVIEW



324 units / pallet
64 sq. ft. / pallet
1,700 lbs. / pallet
6 layers / pallet

SPECIFICATIONS



$3 \frac{1}{8}'' \times 6 \frac{1}{4}'' \times 2 \frac{3}{8}''$
6 units / pallet
1 units / layer



$7'' - 2 \frac{3}{4}'' \times 6 \frac{1}{4}'' \times 2 \frac{3}{8}''$
18 units / pallet
3 units / layer



$5 \frac{1}{4}'' - 3 \frac{7}{8}'' \times 6 \frac{1}{4}'' \times 2 \frac{3}{8}''$
174 units / pallet
29 units / layer

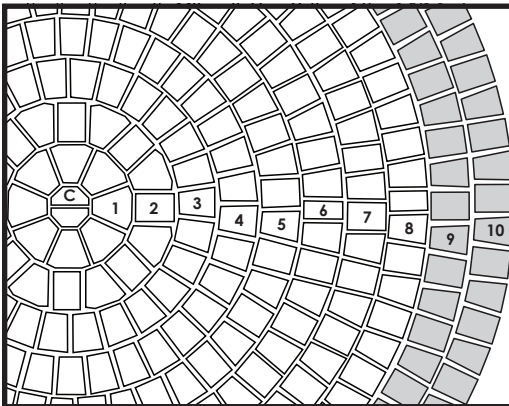


$3 \frac{1}{8}'' \times 6 \frac{1}{4}'' \times 2 \frac{3}{8}''$
6 units / pallet
1 units / layer



$4 \frac{5}{8}'' \times 6 \frac{1}{4}'' \times 2 \frac{3}{8}''$
120 units / pallet
20 units / layer

LAYING PATTERN



CIRCLE LAYOUT											
Course	C	1	2	3	4	5	6	7	8	9	10
Circle Diameter	6"	19"	32"	45"	57"	70"	83"	96"	108"	121"	134"
$3 \frac{1}{8}'' \times 6 \frac{1}{4}'' \times 2 \frac{3}{8}''$	2										
$7'' - 2 \frac{3}{4}'' \times 6 \frac{1}{4}'' \times 2 \frac{3}{8}''$		8	8								
$5 \frac{1}{4}'' - 3 \frac{7}{8}'' \times 6 \frac{1}{4}'' \times 2 \frac{3}{8}''$				26	34	21	26	30	34	38	42
$3 \frac{1}{8}'' \times 6 \frac{1}{4}'' \times 2 \frac{3}{8}''$							2		1		
$4 \frac{5}{8}'' \times 6 \frac{1}{4}'' \times 2 \frac{3}{8}''$			8			21	24	30	33	38	42

*Second pallet equals rows 9 and 10.

NOTES



PLATE
COMPACTION



DRYCAST
WARRANTY



PATIOS



WALKWAYS
& STAIRWAYS



POOLSIDES



DRIVEWAYS



OUTDOOR
LIVING

COLOR SWATCHES AVAILABLE AT LAMPUS.COM • ALL WEIGHTS ARE APPROXIMATE.

APPLICATIONS